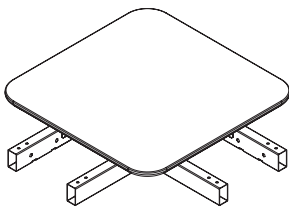


Soft Work
Montageanleitung
Ecktisch-Modul

Developed by Vitra in Switzerland
Design: Barber Osgerby

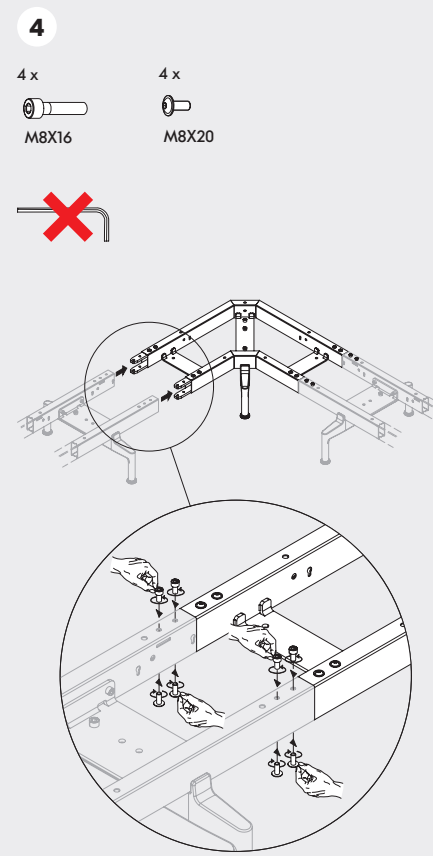
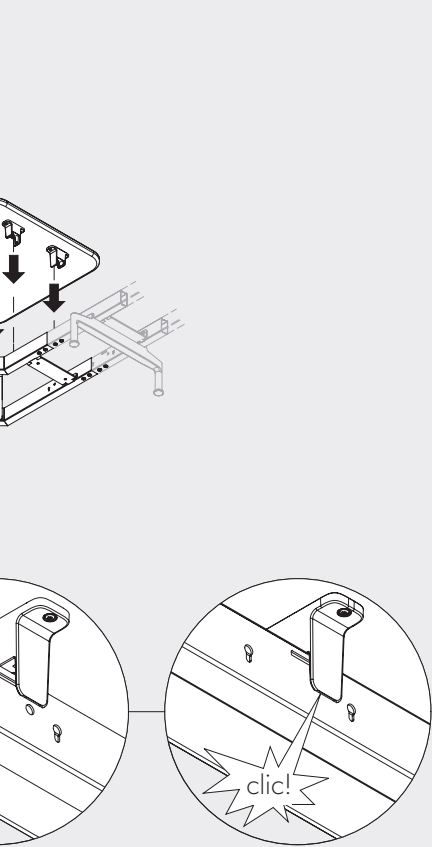
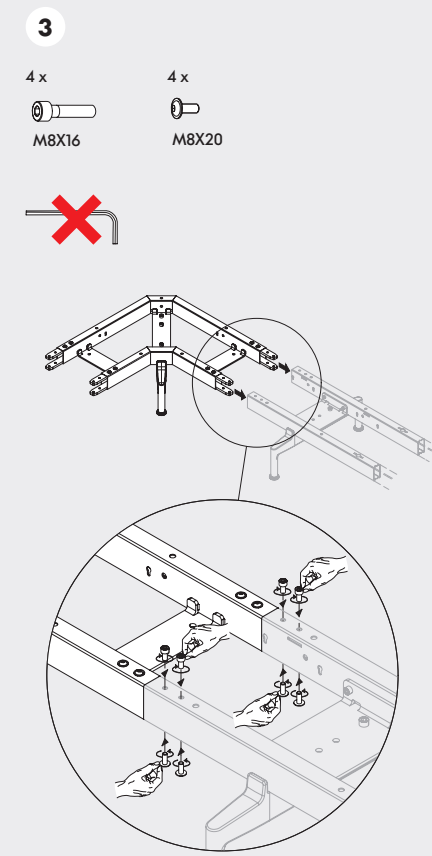
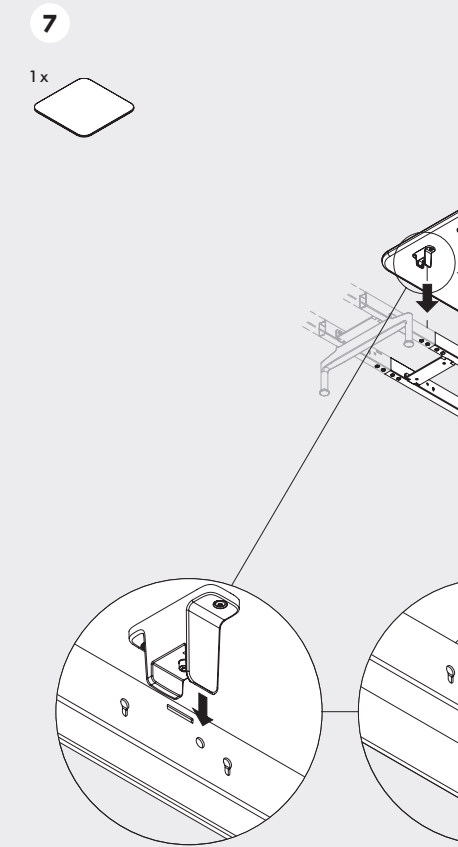
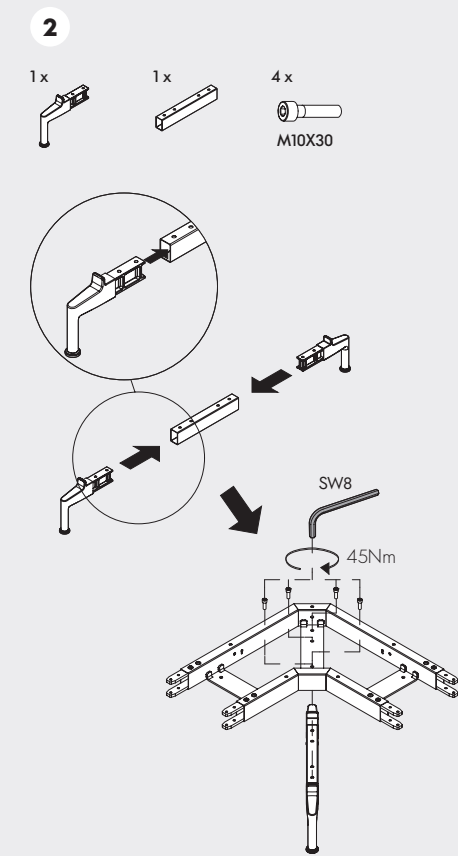
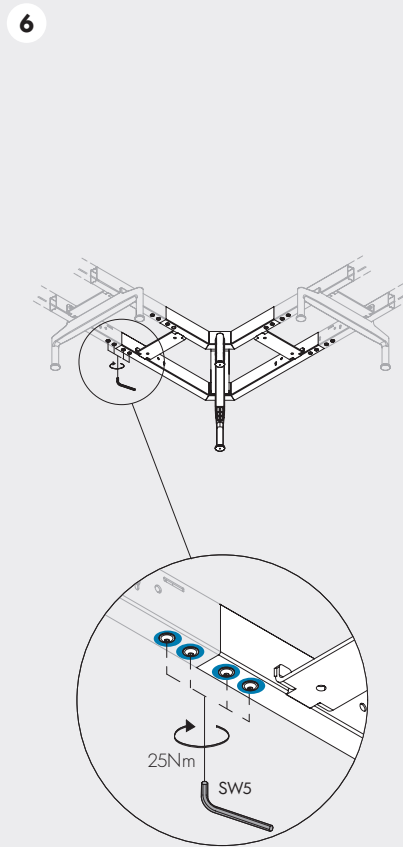
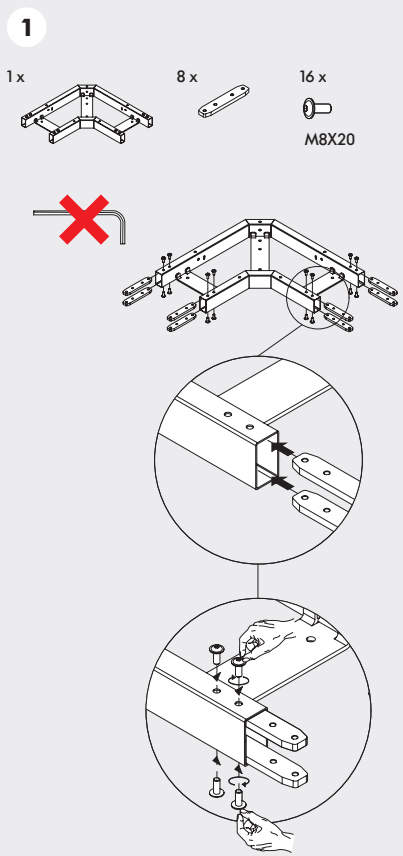
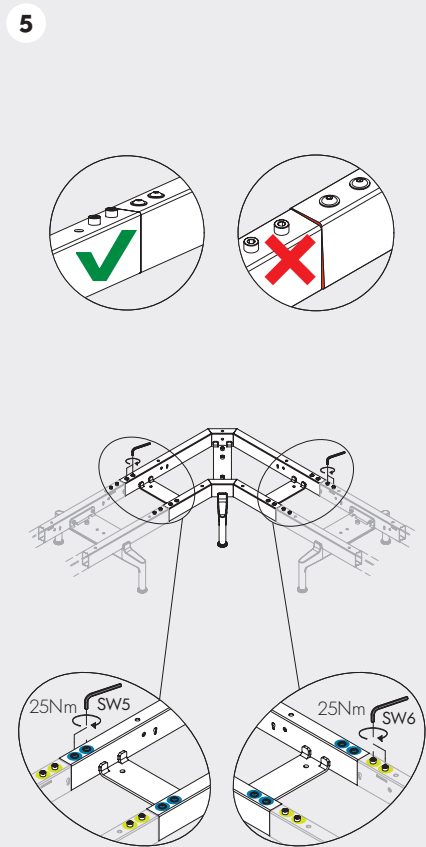
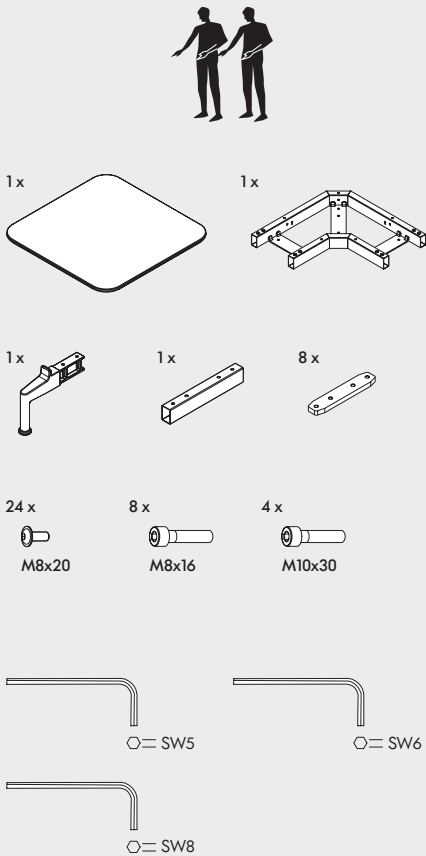


Assembly instructions
corner table module
Notice de montage
module de table d'angle
Instrucciones de montaje
módulo de la mesa de esquina
Montagehandleiding
hoektafelmodule
Istruzioni per il montaggio
modulo tavolo ad angolo

vitra.

Vitra Factory GmbH
Charles-Eames-Strasse 2
79576 Weil am Rhein
Germany
www.vitra.com/softwork

2019-C_Art-Nr. 627 135 98



EN Intended use
The corner table module is designed exclusively for fitting on Vitra cross struts. Improper use may result in injury.

DE Bestimmungsgemäßer Gebrauch
Das Ecktisch-Modul ist ausschliesslich für die Montage an unseren Rechteckrohren konzipiert. Bei unsachgemäßer Verwendung besteht Verletzungsgefahr.

FR Utilisation conforme
Le module de table d'angle est exclusivement conçu pour être monté sur des traverses Vitra. Il existe un risque de blessures en cas d'utilisation non conforme.

ES Uso conforme a lo previsto
El módulo de la mesa de esquina está diseñado exclusivamente para su montaje sobre los travesaños de Vitra. Peligro de lesiones en caso de uso indebido.

NL Correct gebruik
De hoektafelmodule is uitsluitend ontworpen voor montage op de traversen van Vitra. Gevaar voor letsel bij ondeskundig gebruik.

IT Utilizzo conforme
Il modulo tavolo ad angolo è progettato esclusivamente per il montaggio sulle traverse di Vitra. In caso di utilizzo inappropriato sussiste il pericolo di lesioni.